

# Students' Satisfaction Survey

## 2022-23

### Mechanism of the Survey Analysis:

A mechanism of quantification based on the analysis of student feedback is adopted, using parameters related to a variety of items like the Course, Library, Support service and the Teachers in particular. In quest of some sort of objectivity, only the outgoing 3rd year students of each Department are called upon to respond to the questionnaire, severally.

### Analysis of the Course and the Departments:

The 4-to-8-item questionnaire relates to the Course, Library, Support Service and the Teachers. Each question has 4 options - A, B, C, and D. A as verbally demonstrated to the students, stands for Excellent, B for Very Good, C for Good and D for Fair. The questionnaire involves a multiplicity of items and issues like learning value of the course, its depth and applicability, the infrastructure of a department and its academic ambience. The method quantification employed has a number of steps undertaken serially.

- Step 1: Calculating the percentage of grade-response to each question asked about the course of a department.
- Step 2: The pooled average is calculated in terms of percentage, as in Step 1, thus determining an overall percentage of responses to each grade for a specific parameter. This gives us a sense of the combined proportion of D for Very Good/Strongly Agree, C for Good/Agree, B for satisfactory/neither agree nor disagree and A for unsatisfactory/disagree for each of the parameters (items).
- Step-3: Pie chart/Bar Diagrams/3D Pyramid chart are prepared for all the questionnaires on the basis Students' response.

Overall ratings of Students feedback have been formulated as  $(\sum \text{of ratings} / \text{number of total questions})$  and separate Pie chart/Bar Diagrams/3D Pyramid chart have also been prepared.



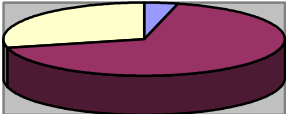

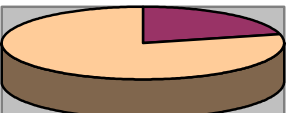

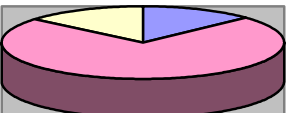

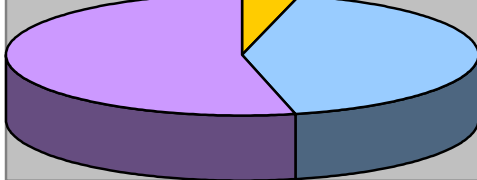
## STUDENTS' FEEDBACK ON TEACHERS

### (Ratings)

A. Disagree   
 B. NEITHER AGREE NOR DISAGREE   
 C. AGREE   
 D. STRONGLY AGREE

SL NO	Details	A	B	C	D
1	The teacher completes the entire syllabus in time		7	27	64
2	The teacher discusses, topics and interacts sufficiently with us in the class		4	23	73
3	The teacher communicates clearly and inspires me through his teaching		4	67	29
4	The teacher is punctual in class		0	78	22
5	The teacher comes well prepared in the class		0	30	70
6	The teacher encourages participation and discussion in class		3	35	62
7	The teacher uses modern teaching aids, power point presentations' web resources etc		14	70	16
8	Teacher's attitude towards the student is affectionate & helpful		1	14	85
	<span style="color: red;">Σ of ratings</span>		<span style="color: blue;">33</span>	<span style="color: blue;">344</span>	<span style="color: blue;">421</span>
	Over all ratings of Students feedback on Teachers <span style="color: red;">(Σ of ratings/8)</span>		<span style="color: blue;">4.125</span>	<span style="color: blue;">43</span>	<span style="color: blue;">52.625</span>

## ANALYSIS AT A GLANCE THROUGH 3D PIE CHART

<p><b>The teacher completes the entire syllabus in time</b></p>  <div data-bbox="592 454 727 584"> <p>■ Neither Agree nor Disagree</p> <p>■ agree</p> <p>■ Strongly Agree</p> </div>	<p><b>The teacher discusses, topics and interacts sufficiently with us in the class</b></p>  <div data-bbox="1214 454 1350 584"> <p>■ Neither Agree nor Disagree</p> <p>■ agree</p> <p>■ Strongly Agree</p> </div>
<p><b>The teacher communicates clearly and inspires me by his teaching</b></p>  <div data-bbox="592 757 727 887"> <p>■ Neither Agree nor Disagree</p> <p>■ agree</p> <p>■ Strongly Agree</p> </div>	<p><b>The teacher is punctual in class</b></p>  <div data-bbox="1214 757 1350 887"> <p>■ Neither Agree nor Disagree</p> <p>■ agree</p> <p>■ Strongly Agree</p> </div>
<p><b>The teacher comes well prepared in the class</b></p>  <div data-bbox="592 1048 727 1178"> <p>■ Neither Agree nor Disagree</p> <p>■ agree</p> <p>■ Strongly Agree</p> </div>	<p><b>The teacher encourages participation and discussion in class</b></p>  <div data-bbox="1214 1048 1350 1178"> <p>■ Neither Agree nor Disagree</p> <p>■ agree</p> <p>■ Strongly Agree</p> </div>
<p><b>The teacher uses modern teaching aids, powerpoint presentation, web resources etc.</b></p>  <div data-bbox="592 1373 727 1503"> <p>■ Neither Agree nor Disagree</p> <p>■ agree</p> <p>■ Strongly Agree</p> </div>	<p><b>Teacher's attitude towards the student is affectionate &amp; helpful</b></p>  <div data-bbox="1214 1373 1350 1503"> <p>■ Neither Agree nor Disagree</p> <p>■ agree</p> <p>■ Strongly Agree</p> </div>
<p><b>Overall ratings of Students feedback on Teachers</b></p>  <div data-bbox="986 1686 1177 1865"> <p>■ Neither Agree nor Disagree</p> <p>■ agree</p> <p>■ Strongly Agree</p> </div>	

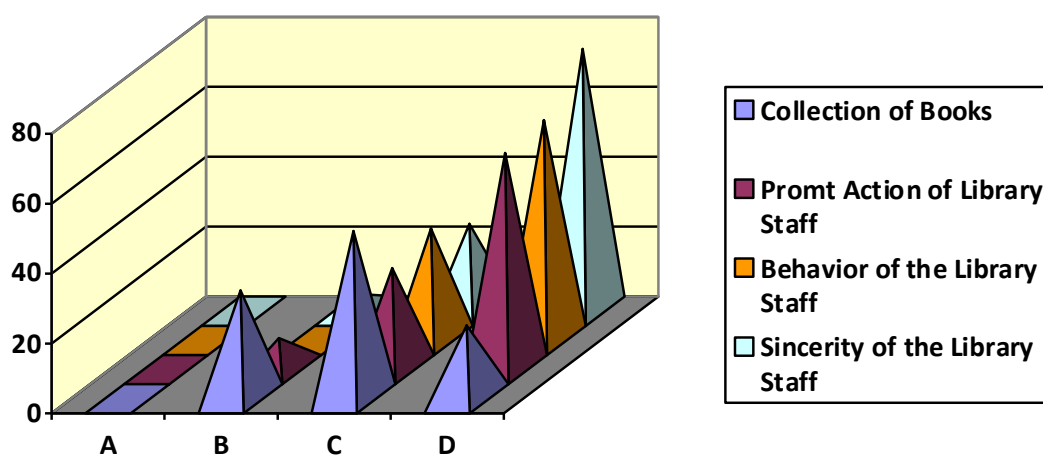
## STUDENTS OVERALL EVALUATION OF LIBRARY SERVICES

(Ratings )

A. Unsatisfactory    B. Satisfactory    C. Good    D. Verygood

Sl no	Details	A	B	C	D
1	Collection of books and journals	0	34	47	19
2	Prompt action of library staff	0	8	32	60
3	Behavior of the library staff	0	0	21	79
4	Sincerity of the library staff	0	4	35	61

### ANALYSIS OF LIBRARY SERVICES THROUGH 3 D PYRAMID CHART



## **OVERALL EVALUATION OF DIFFERENT SUPPORT SERVICES AND COLLEGE INFRASTRUCTURE**

### **(RATINGS)**

**A.**Unsatisfactory **B.** Satisfactory **C.** Good **D.** Very good

Sl no	Details	A	B	C	D
1	Principal's office অধ্যক্ষের দপ্তর	0	5	15	80
2	Accounts and cash office হিসাব ও অর্থ দপ্তর	0	11	36	53
3	Behavior of office staff দপ্তরের কর্মীদের ব্যবহার	2	22	34	44
4	Sports ক্রীড়া	19	27	42	12
5	Gymnasium ব্যায়ামাগার	11	33	39	17
6	NSS জাতীয় সেবা প্রকল্প	0	3	36	61
7	Counseling cell পরামর্শ বিভাগ	0	11	32	57
8	Medical Aid (First Aid etc) চিকিৎসা পরিষেবা (প্রথমিক চিকিৎসা ইত্যাদি)	1	5	30	64
9	Drinking Water পানীয় জল	2	14	23	61
10	Health and hygiene স্বাস্থ্য ও পরিচ্ছন্নতা	3	16	54	27
11	Canteen ভোজনালায়	4	28	40	28
12	Common room কমনরুম	4	7	32	57
	<b>Σ of ratings</b>	<b>46</b>	<b>182</b>	<b>413</b>	<b>561</b>
	Overall ratings of Students feedback on different support services and college infrastructure (Σ of ratings/12)	<b>3.833</b>	<b>15.166</b>	<b>34.416</b>	<b>46.75</b>

## ANALYSIS OF DIFFERENT SUPPORT SERVICES AND COLLEGE INFRASTRUCTURE AT A GLANCE THROUGH BAR CHART

A.Unsatisfactory B. Satisfactory C. Good D. Very good

